





VISUALIZING RESEARCH


Using Photography + Video for Proposal Development and
Communicating Science



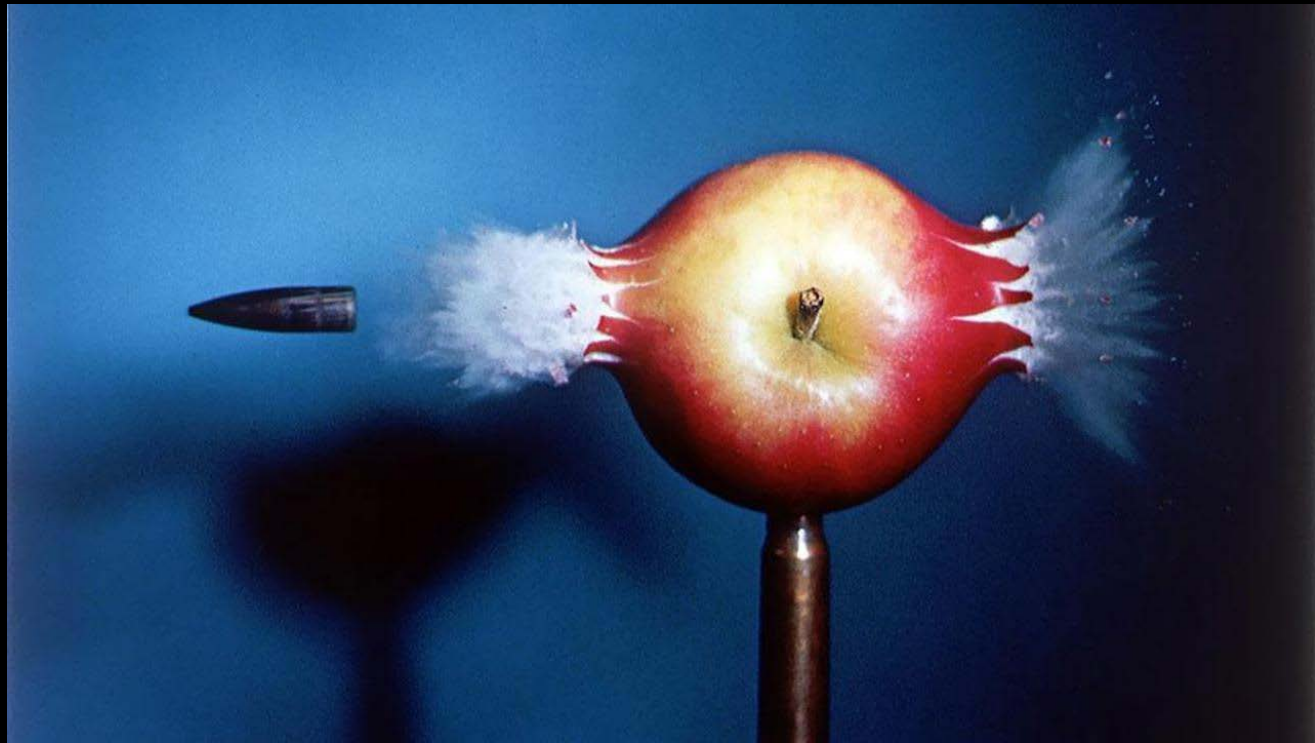




Eadweard Muybridge, *Plate 290 from Animal Locomotion*, 1887



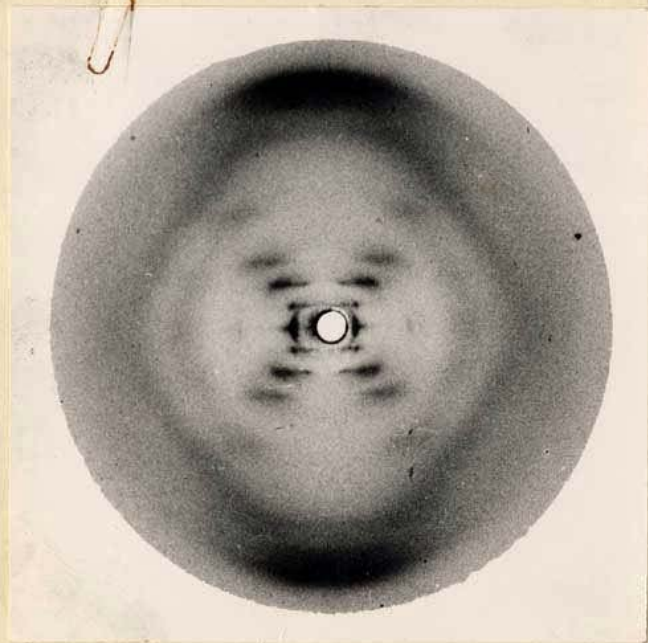
Harold Edgerton, *Atomic Bomb Explosion*, 1946-52



Harold Edgerton, *Bullet Through Apple*, 1964




Harold Edgerton, *Cutting the Card Quickly!*, 1964




Franklin &
Gosling
Ed. J. Anselmi
Type D

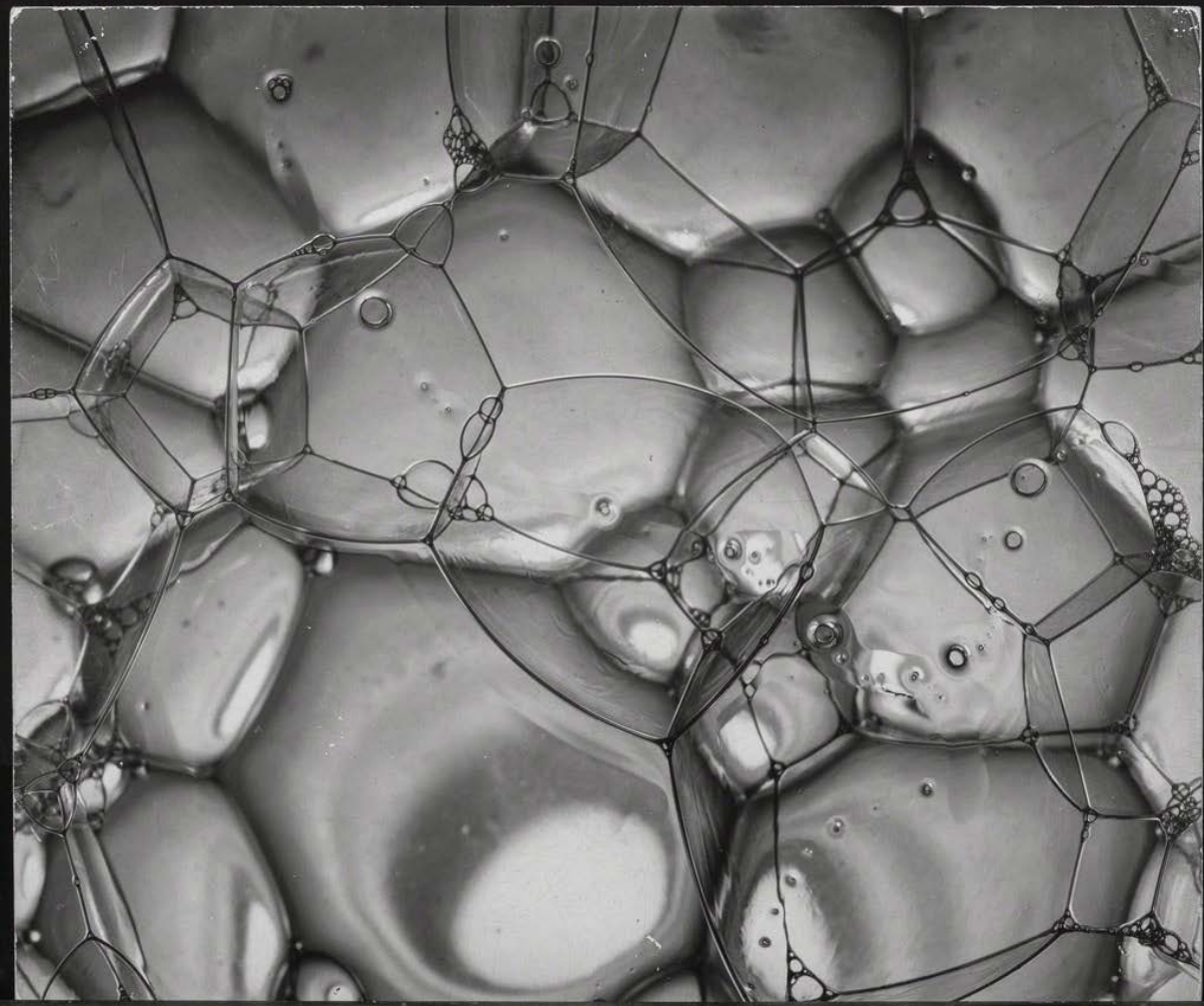
Plate 1



Berenice Abbott
Transformation of Energy
1958



Berenice Abbott
Wave Pattern
ca. 1950



Berenice Abbott
Soap Bubbles
1945

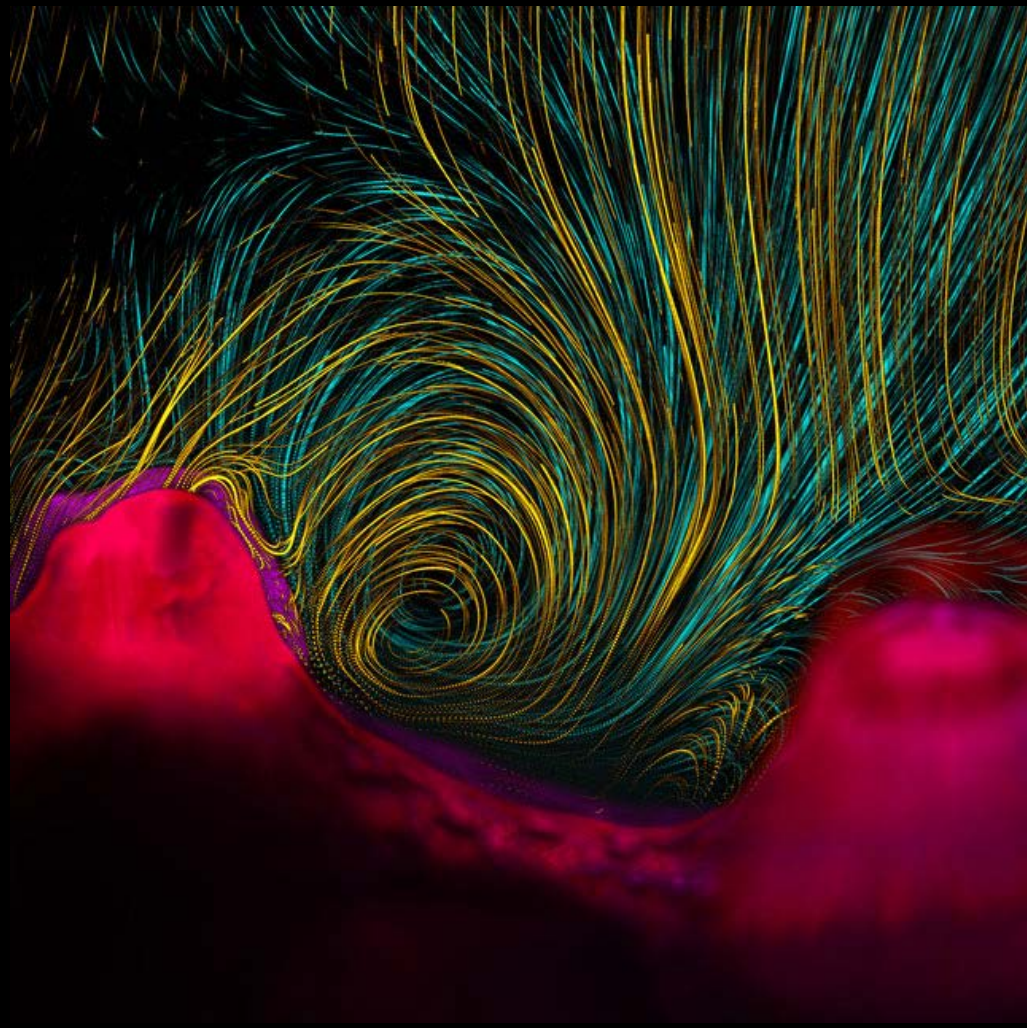




VIZZIES | NSF



Elizabeth Marchiondo
Andrew Gillis
Alcian and alizarin chameleon
2014-15



Invisible Coral Flows
2013



Lewis Hine
10yo. Spinner in Cotton Mill
1908



Lewis Hine
*One of many youngsters
working in the Cotton Mill*
1908




Lewis Hine
Young Coal Miner
1911



LaToya Ruby Frazier
Shea Brushes Zions Teeth
2016



LaToya Ruby Frazier
City of Flint Water Plant
2016



LaToya Ruby Frazier
Awaiting the arrival of President Obama
2016



LaToya Ruby Frazier
Shea standing above the Flint River
2016





Heather Dewey-Hagborg, *Stranger Vision*, 2013

mtDNA Haplogroup: T2b
Likely Ancestry: European

SRY Gene: Absent
Gender: Female

HERC2 Gene: AA
Likely Eye Color: Brown

Sample 4
1/6/13
Myrtle & Himrod st.
Brooklyn, NY





Heather Dewey-Hagborg, *Stranger Vision*, 2013



[Zachary Norman](#)
Endangered Data
2017



Jawshing Arthur Liou, *Bloodwork*, 2003



Re-Imag(in)ing Science Plenoptics Team